

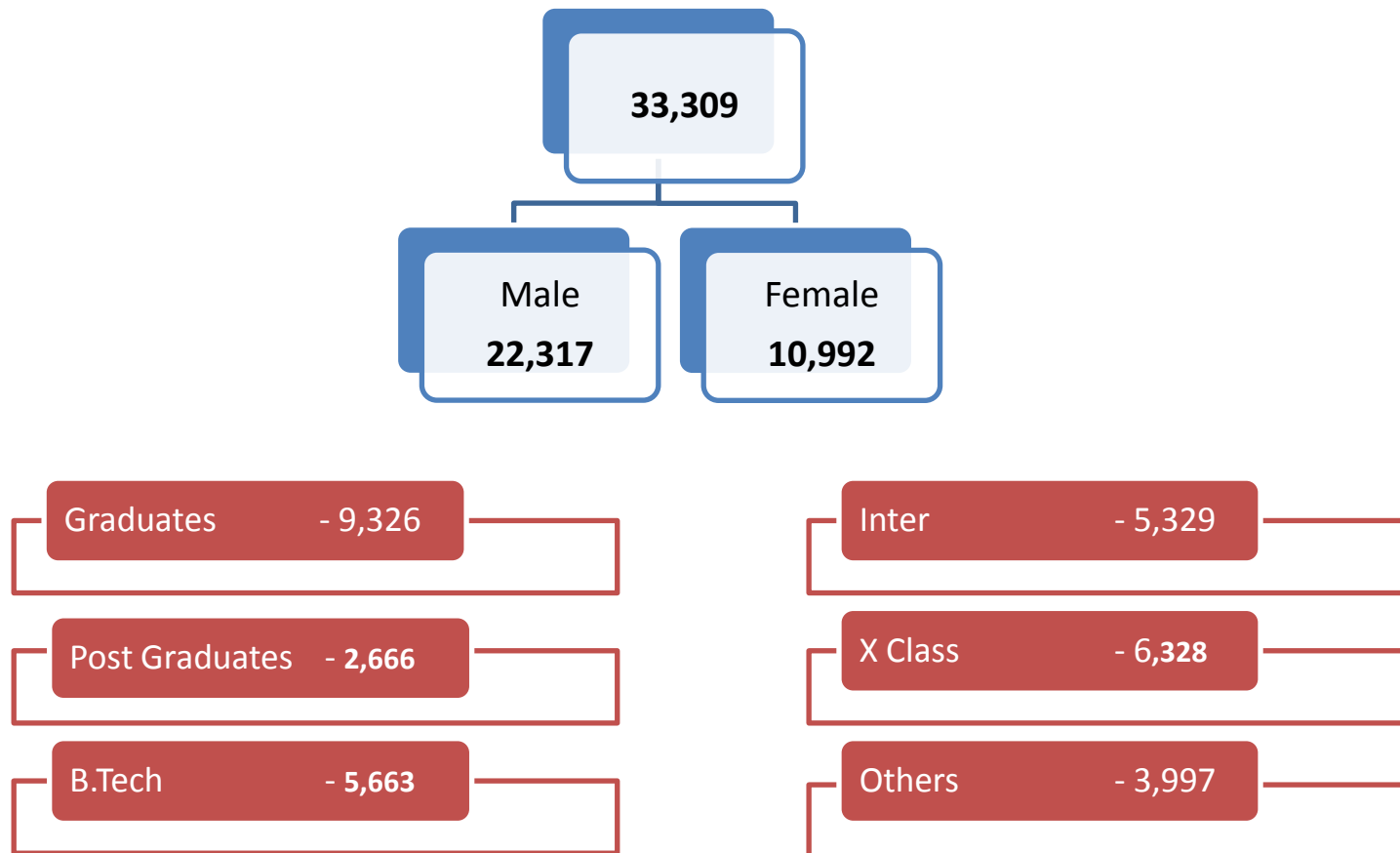


# PROGRESS REPORT

PROJECT DIRECTOR  
**VIKASA**

## PROGRESS REPORT

### 1. NO. OF EMPLOYMENT OPPORTUNITIES PROVIDED:



**2. NO. OF COMPANIES PARTICIPATED IN JOB MELAS:**

**150 COMPANIES** INCLUDING TECH MAHINDRA, WIPRO, AXIS BANK, KARUR VYSYA BANK, GMR, INFOSYS, APOLLO, BSCPL, DIVIS LAB, HETERO DRUGS, AUROBINDO, LAURUS LAB, EFFTRONICS, GREENTECH, KARVY, ICICI BANK, IBM, CONCENTRIX, REGEN POWER TECH, MIRACLE SOFTWARE, DR. REDDY'S, IDBI, POLARIS, ACCENTURE, ITC, FLIP KART, TBSS, AEGIS, HINDUJA GLOBAL SERVICES PVT LTD ARE PROMINENT AMONG THEM.

**3. NO. OF JOB MELAS CONDUCTED IN RURAL AREAS:**

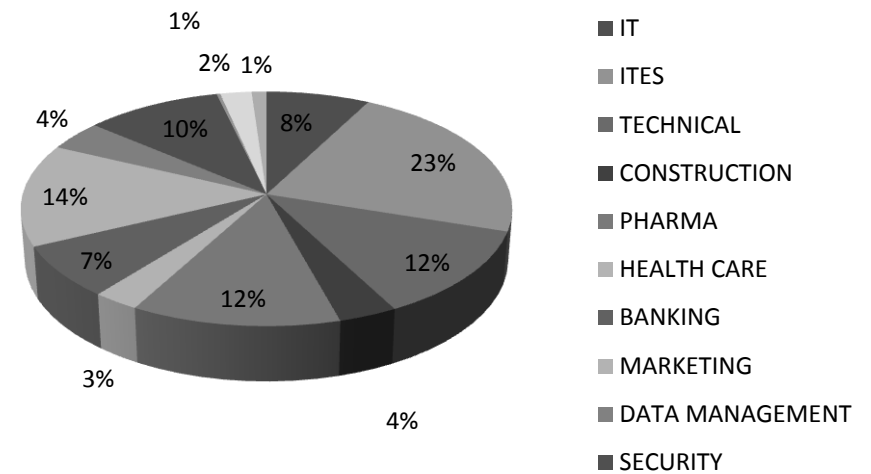


**TOTAL APPLICANTS**  
**2,15,000**

## COLLECTORATE – KAKINADA PLACEMENTS IN SECTOR WISE

| S.NO. | NAME OF THE SECTOR | NO.OF<br>SELECTED | PERCENTAGE  |
|-------|--------------------|-------------------|-------------|
| 1     | IT                 | 2,664             | 8%          |
| 2     | ITES               | 7,661             | 23%         |
| 3     | TECHNICAL          | 3,997             | 12%         |
| 4     | CONSTRUCTION       | 1,000             | 3%          |
| 5     | PHARMA             | 3,997             | 12%         |
| 6     | HEALTH CARE        | 1,000             | 3%          |
| 7     | BANKING            | 2,331             | 7%          |
| 8     | MARKETING          | 4,663             | 14%         |
| 9     | DATA MANAGEMENT    | 1,332             | 4%          |
| 10    | SECURITY           | 3,330             | 10%         |
| 11    | TRANSPORT          | 334               | 1%          |
| 12    | RETAIL INDUSTRY    | 666               | 2%          |
| 13    | OTHERS             | 334               | 1%          |
|       | <b>TOTAL</b>       | <b>33,309</b>     | <b>100%</b> |

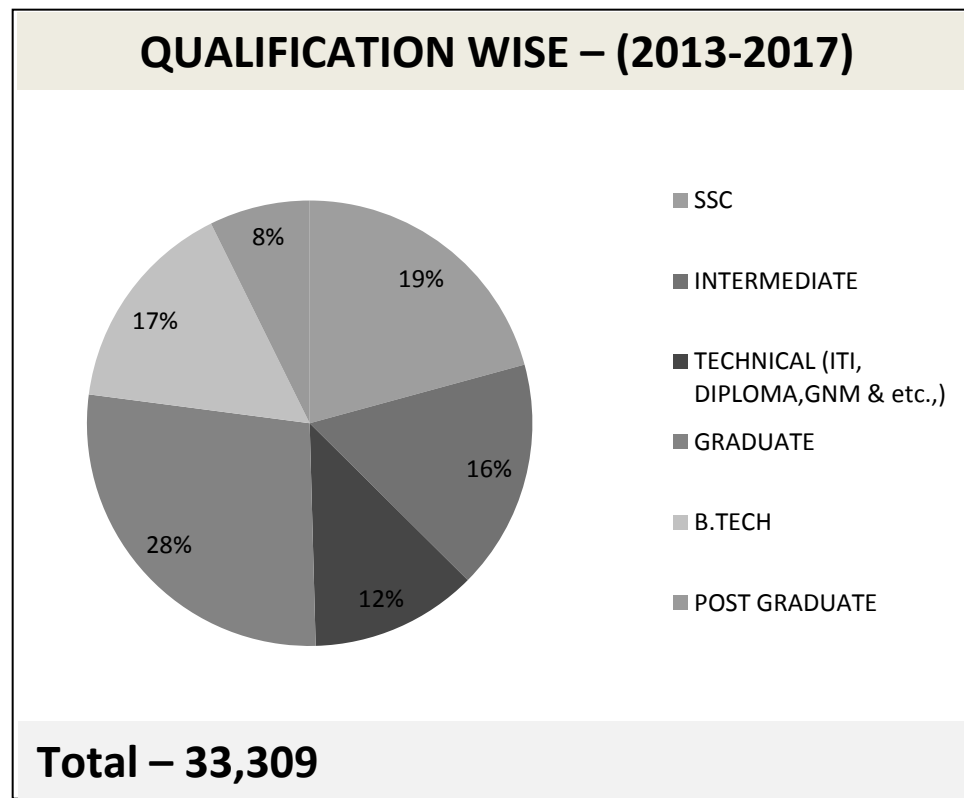
### SECTOR WISE – (2013-2017)



**Total – 33,309**

**COLLECTORATE – KAKINADA  
PLACEMENTS IN QUALIFICATION WISE**

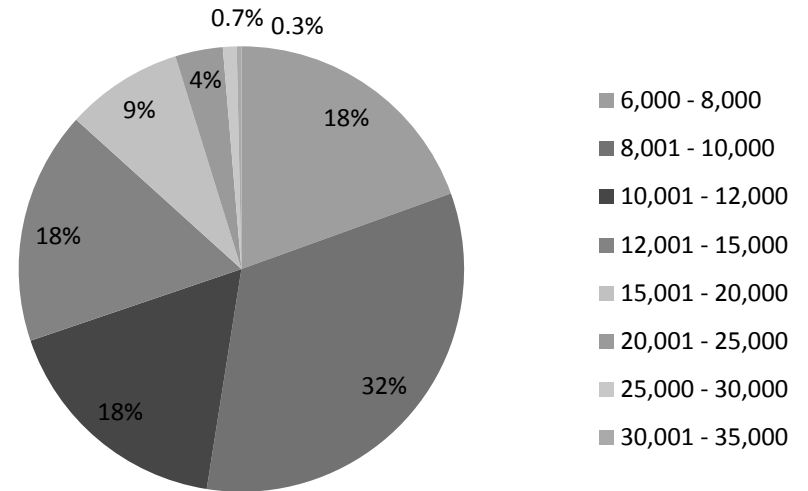
| S.NO.        | QUALIFICATION                           | NO.OF<br>SELECTED | PERCENTAGE  |
|--------------|---|-------------------|-------------|
| 1            | SSC                                     | 6,328             | 19%         |
| 2            | INTERMEDIATE                            | 5,329             | 16%         |
| 3            | TECHNICAL (ITI,<br>DIPLOMA,GNM & etc.,) | 3,997             | 12%         |
| 4            | GRADUATE                                | 9,326             | 28%         |
| 5            | B.TECH                                  | 5,663             | 17%         |
| 6            | POST GRADUATE                           | 2,666             | 8%          |
| <b>TOTAL</b> |   | <b>33,309</b>     | <b>100%</b> |



## COLLECTORATE – KAKINADA PLACEMENTS IN SALARY WISE

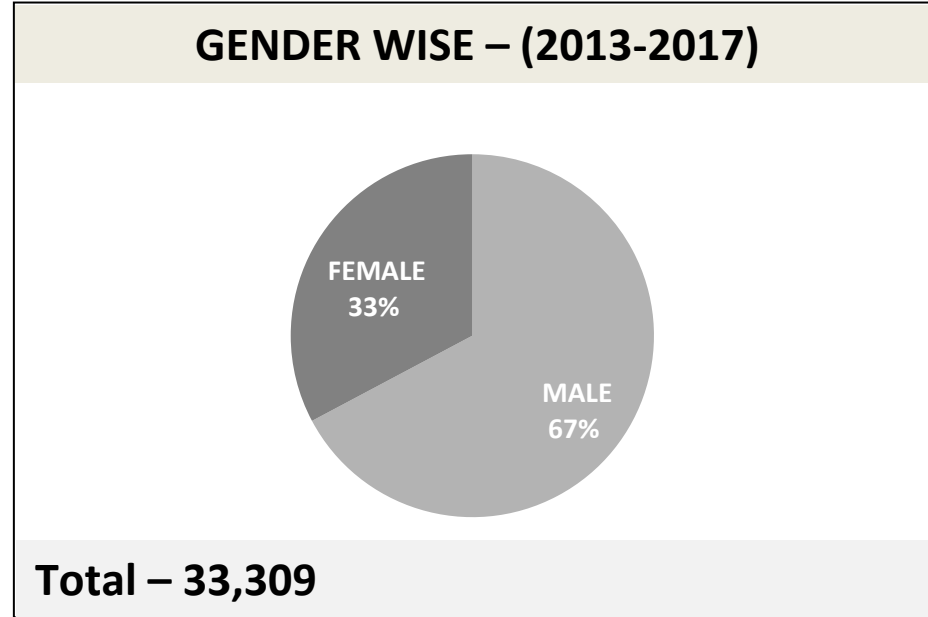
| S.NO.        | SALARY          | NO.OF<br>SELECTED | PERCENTAGE  |
|--------------|-----------------|-------------------|-------------|
| 1            | 6,000 - 8,000   | 5,996             | 18%         |
| 2            | 8,001 - 10,000  | 10,658            | 32%         |
| 3            | 10,001 -12,000  | 5,996             | 18%         |
| 4            | 12,001 -15,000  | 5,996             | 18%         |
| 5            | 15,001 - 20,000 | 2,998             | 9%          |
| 6            | 20,001 - 25,000 | 1,332             | 4%          |
| 7            | 25,000 - 30,000 | 233               | 0.7 %       |
| 8            | 30,001 - 35,000 | 100               | 0.3%        |
| <b>TOTAL</b> |                 | <b>33,309</b>     | <b>100%</b> |

### SALARY WISE – (2013-2017)



**Total – 33,309**

**COLLECTORATE – KAKINADA  
PLACEMENTS IN GENDER WISE**



| S.NO. | GENDER       | NO.OF SELECTED | PERCENTAGE  |
|-------|--------------|----------------|-------------|
| 1     | MALE         | 22,317         | 67%         |
| 2     | FEMALE       | 10,992         | 33%         |
|       | <b>TOTAL</b> | <b>33,309</b>  | <b>100%</b> |

**THANK YOU**